

**GOWEIL**

## Blade sharpener

MS 100



GOWEIL

# MS 100

## Blade sharpener

The GÖWEIL blade sharpener can be used to sharpen both curved and straight blades with perfect ease. The pitch and length of the sharpener can be adjusted individually and are infinitely variable, making it possible to sharpen blades whose radius is rather tight. The integrated rotation limiter prevents sharpening beyond the edge of the blade. The most commonly used radii are already preset on the table of the MS 100, allowing the operator to find the correct position more easily.

### BENEFITS

- For all common straight or curved blades on round balers and loading wagons
- No adapter required
- Infinitely variable
- Blade change without tools
- Rotation limiter
- Short sharpening time
- Model: 230 V or 400 V

### ENERGY SAVINGS

Blades ground to perfect sharpness lower the power requirement of the machine, allow it to operate with more efficiency and improve the quality of the cut.




### Basic model

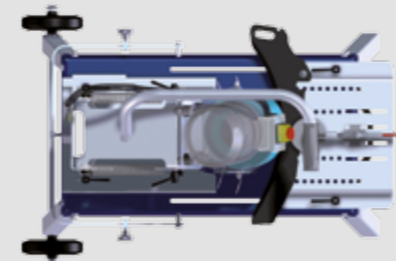
- Basic device
- Cup wheel Standard (white)
- Motor: 230 V or 400 V (excluding plug)

### Technical data

- Rating: 1.1 kW
- Frequency: 50 Hz
- Speed: 2,750 rpm
- Protection class: IP 55
- L x W x H / 930 x 675 x 1,455 mm
- Weight: 69 kg



Radius small



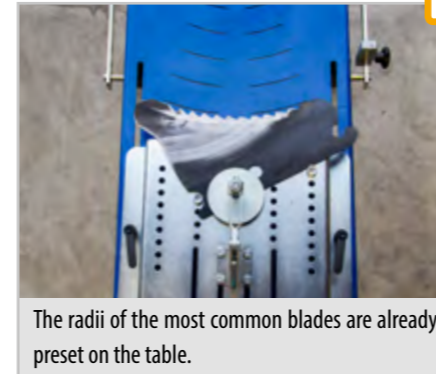
Radius large



The rotary unit needs to be adjusted. The flexible positioning of the rotary unit allows for the effortless sharpening of curved blades, sporting both small and large radii.



The pitch of the grinding unit needs to be adjusted. Since its pitch is infinitely variable, the grinding unit guarantees the perfect grinding angle every time.



The radii of the most common blades are already preset on the table.



The blade needs to be positioned. The easy-to-adjust stop bolts allow the operator to find the best possible position on the adjusting plate.




You can start sharpening the blade after adjusting all essential settings.

### Additional equipment



#### Linear grinding unit

Sharpening straight blades merely requires that you remove the grinding table and mount it on the angle table. While doing so, keep in mind that the area on straight blades that you want to sharpen and the cup wheel need to be aligned horizontally.



#### Replacement cup wheel

White cup wheel: standard (included with the scope of delivery)  
Blue cup wheel: offers a fine grain size for increased service life



#### Cooling unit

Prevents the blades from heating up while being sharpened.

# GÖWEIL

Item no. 86,00471A / English

## GÖWEIL Maschinenbau GmbH

Daidschlag 11 / 4202 Kirchschatg / Austria  
Tel: +43 (0)7215 2131-0 / Fax: +43 (0)7215 2131-9  
office@goeweil.com / www.goeweil.com

